



Australian Sailing Tasmania State Youth Championships

Local Sailing Instructions (LSI) TO BE READ WITH NOR/SI

1 Eligibility

Other classes may be included at the discretion of the Organising Authority

2 Entry Fee

	Price
Single Handed	\$70
Double Handed	\$80
Late Fee	\$50

b) Late entries may be accepted at the discretion of the Organising Authority after midnight on 26th February, 2017 upon payment of an additional fee of \$50.

3 Signals Made Ashore

- Signals made ashore will be displayed at the flag mast which is located on the Midway Point Yacht Club clubhouse. When a signal is displayed over a class flag, it applies to that class only.
- Flag D with one sound means boats shall not leave the harbour until this signal is made. {DP}. The warning signal will be made no less than 30 minutes after flag D is displayed.

4 Schedule of Races

- Competitor information sessions shall be held at 0900hrs on first day.
- Late registration will take place in the Regatta Office from 0800hrs until 0845hrs first day.
- The series will consist of a maximum of six races which are schedule as follows:

Day	Date	Time of 1 st Warning Signal
Saturday	4 March	1030
Sunday	5 March	1000

- Note there are no provisions for resale.
- No warning signal shall be made after 1500hrs on the last scheduled day of racing.

5 Retiring

Competitors retiring from a race shall, wherever possible, inform a Race Committee Vessel when leaving the course, and by personally notifying the Beach Marshall as soon as possible after

arriving ashore as well as signing the Retirement column of the “Sign Off” form located at the Regatta Office.

6 Class Flag Description

Class	Class Numeral Pennant	Class	Class Numeral Pennant
International 49FX	1	International 29er	1
Sharpie	1	International 49er	1
Moth (foiler)	1	B14	1
Paper Tiger	1	Nacra 15	1
Laser 4.7	2	Laser	2
Laser Radial	2	470	2
International 420	2	NS14	2
Flying 11	2	Bic Techno	2
Sabre	2	Team-sailing Pacer style dinghies	2
Open Bic	2		
Optimist Open	3	Int Cadet	3
Optimist Intermediate	3	Access Dinghy 303	3
Optimist Green Fleet	3	Mirror	3

7 The Course

The diagrams in Attachment “A” shows the courses, including the approximate angles between legs, the order in which marks are to be passed and the side on which a mark is to be left. Courses will be displayed on the Race Committee vessel by way of course board.

8 Marks

Refer to attachment “A” Marks of Course.

9 The start

The starting sequence and class groupings for the first race will be displayed on the official notice board.

The starting sequence for subsequent races may be different from the first race. To alert boats that a race or sequence of races will begin soon, the orange starting line flag will be displayed with one sound for at least five (5) minutes before a warning signal is displayed.

The starting line will be between a staff displaying an orange flag on the Race Committee vessel at the starboard end and the course side of the port end starting mark.

10 Change of Course

To change the next leg of the course, the race committee will lay a new mark (or move the finishing line) and remove the original mark as soon as practicable. When in a subsequent change a new mark is replaced, it will be replaced by an original mark.

11 The finish

The finishing line will be between a staff displaying a blue flag on the Race Committee vessel and the course side of the finishing mark.

12 Prize Giving

A Presentation ceremony will be held as soon as possible after the last race.

13 Results

Results will be posted on the official notice board and website at www.youthchamps.org.au

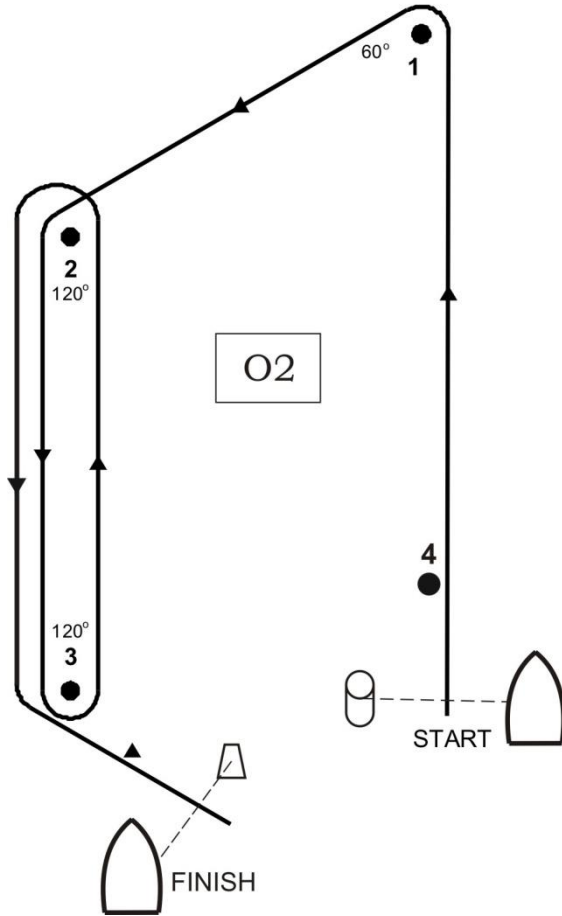
ATTACHMENT "A"

MARKS OF COURSE

Mark	Description
Trapezoid Course	
Start Mark	Race committee boat at starboard end displaying orange flag
Start Pin	N/A
1, 2, 3, 4	N/A
Finish Mark	Race committee boat displaying blue flag
Finish Pin	N/A
Change of Course	N/A
Windward Leeward Course	
Start Mark	Race committee boat starboard end displaying orange flag
Start Pin	Orange flag mark
1	Yellow inflatable
1a	Orange inflatable
1b	Blue and yellow flag mark
2	Orange inflatable
Finish Mark	Race committee boat starboard side displaying a blue finish flag
Finish Pin	Orange flag mark
Change of Course	Flag mark 'M'
Triangular Course	
Start Mark	Race committee boat at starboard end displaying orange flag
Start Pin	N/A
1, 2, 3	N/A
Finish Mark	Race committee boat at port end displaying a blue flag
Finish Pin	N/A
Change of Course	N/A

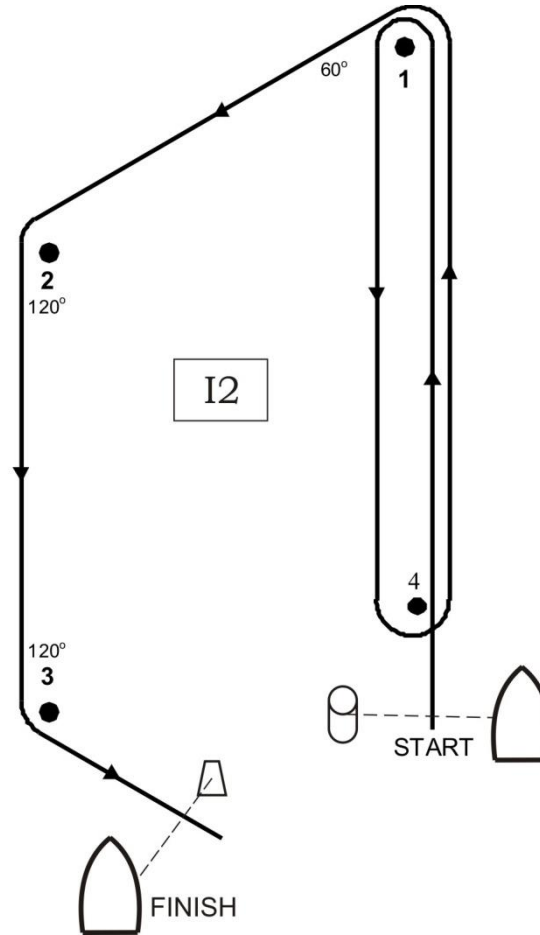
Trapezoid Outer: ALPHA

- O1: S-1-2-3-F
- O2: S-1-2-3-2-3-F
- O3: S-1-2-3-2-3-2-3-F



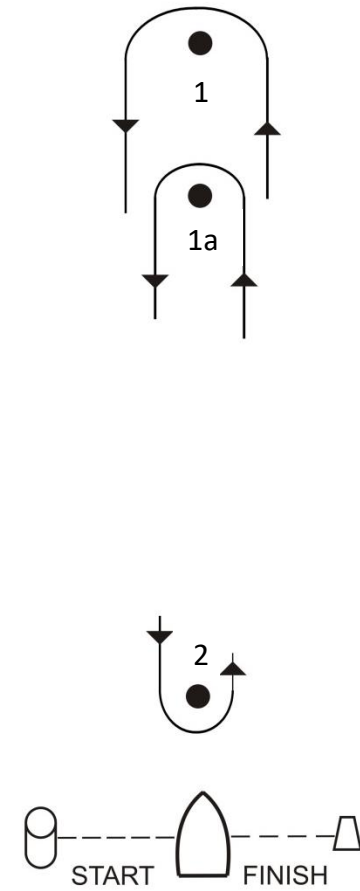
Trapezoid Inner: ALPHA

- I1: S-1-2-3-F
- I2: S-1-4-1-2-3-F
- I3: S-1-4-1-4-1-2-3-F



Windward/Leeward: BRAVO

- L1: S-1-F
- L2: S-1-2-1-F
- L3: S-1-2-1-2-1-F
- L1A: S-1A-F
- L2A: S-1A-2-1A-F
- L3A: S-1A-2-1A-2-1A-F


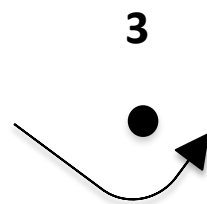
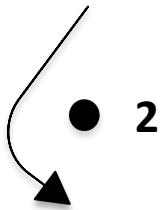


Triangular: CHARLIE

T1: S-1-2-F

T2: S-1-2-3-1-F

T3: S-1-2-3-1-3-1-2-F



START/FINISH